

Cowichan Bay Improvement District

Fire Report

Date: May 15, 2024
To: Cowichan Bay Improvement District Board of Trustees
From: Robert Grossman, Fire Chief
Subject: Cowichan Bay Fire Rescue Monthly Report

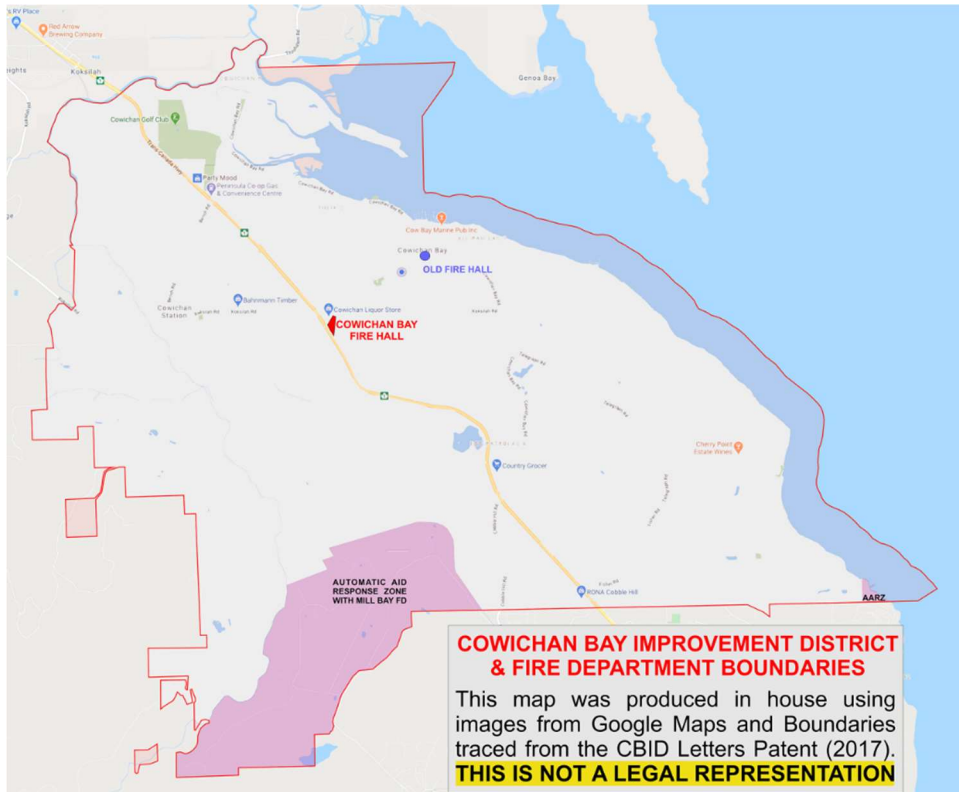
PURPOSE

To provide the Board of Trustees with a summary of the activities for April 2024 Cowichan Bay Fire Rescue.

BACKGROUND

The Cowichan Bay Improvement District (CBID) and the Cowichan Bay Fire Rescue (CBVFR) are served by volunteers. CBID is focused on providing local fire protection services through the CBVFR, rather than general governance or land use planning. These services are financed by taxation.

Cowichan Bay Volunteer Fire Rescue covers an area of approximately 170 square kilometers.



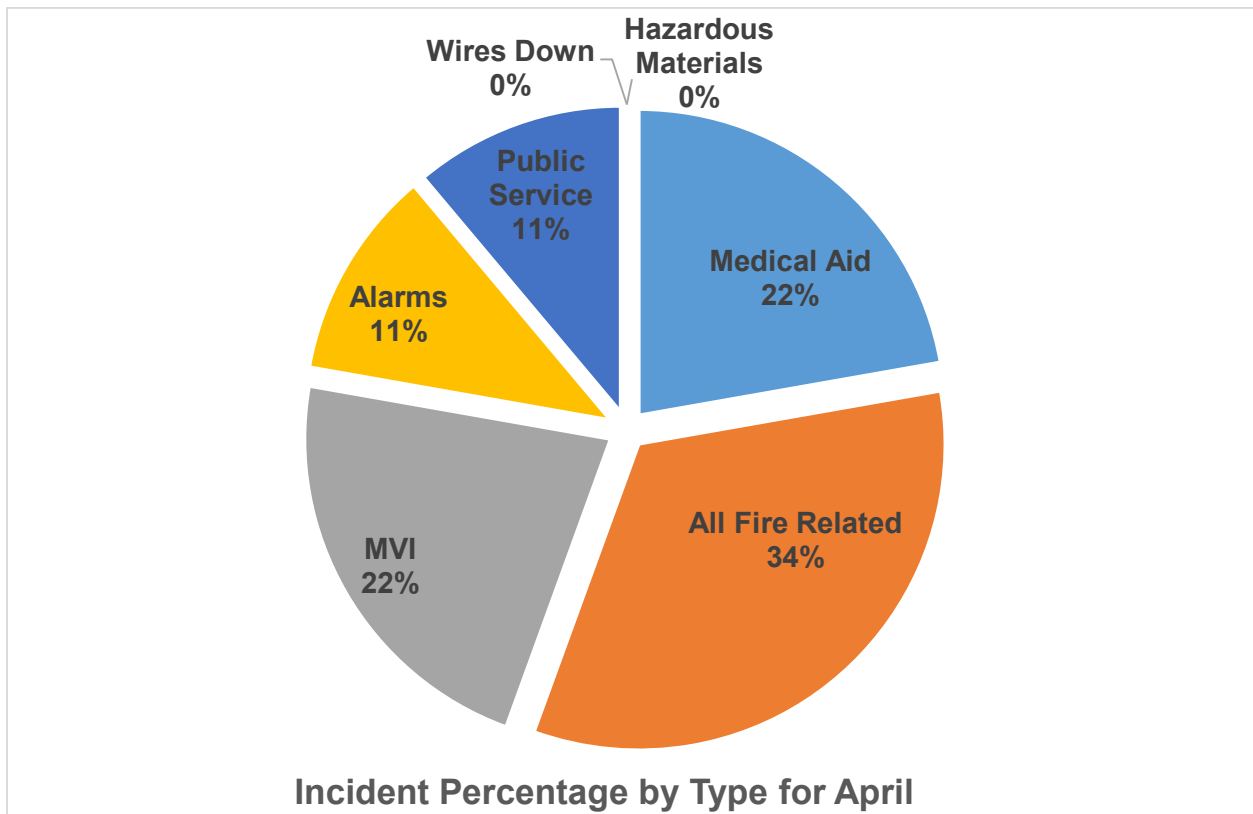
Incidents:

For the month of April Cowichan Bay Fire Rescue attended 9 incidents.

As set out in the Cowichan Bay Improvement District Bylaw 109-22 Fire Department Establishment Bylaw, Cowichan Bay Volunteer Fire Rescue responds to several different types of incidents.

The breakdown for incidents for the month of April are in table below. Broken out by Type showing the number and percentage.

Incident Type	Medical Aid	All Fire Related	MVI	Alarms	Public Service	Wires Down	Hazardous Materials
Total	2	3	2	1	1		
Percentage	22%	34%	22%	11%	11%		

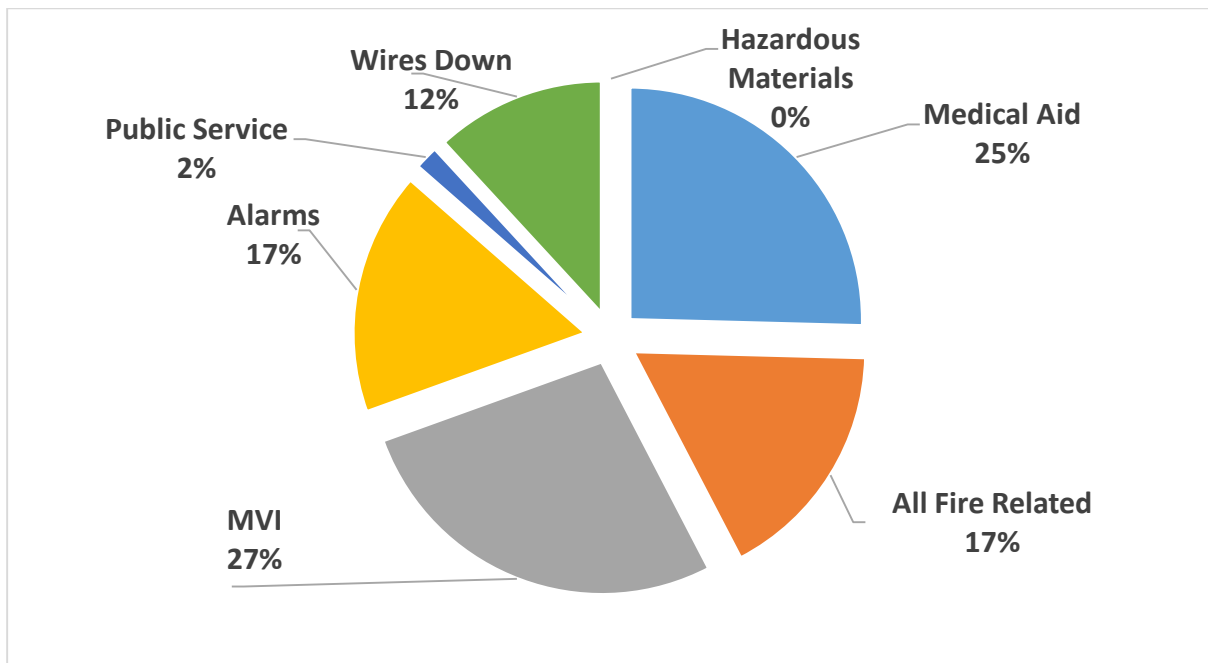


Types of Responses:

The Table below summarizes the number of callouts by type of incident attended.
 The table below is a detailed breakdown of the incidents attended

	Totals by Group	Percentage	Description	Totals
Medical Aid	15	25 %	Medical Aid / Heli Pad Assist	15
MVI	16	27 %	Motor Vehicle Incident	16
Alarms	10	17 %	Alarms Smoke/ CO	10
Wires Down	7	12 %	Hydro Lines / Wires Down	7
All Fires related calls	10	17 %	Appliance Fire	
			Burn complaint	4
			Chimney Fire	1
			Investigation no Fire	3
			Smoke in a Structure	
			Smoke Sighting	1
Public Service	1	2 %	Public Service	1
			Flood Assist	
			RCMP assist	
			Rescue & Safety	
Hazmat	0	0 %	Hazardous material	
			Gas Spill	
	59		Totals	59

Incident Percentage by Type for Current Year



From the table below, the average number of responders is 7 per incident.
The average incident is .57 hours.

At the end of April we had 28 members that were able to respond to incidents.
On average we have 27% of the members responding to incidents.

A little over a quarter of the membership respond to incidents.

Average Number of Responders		7.56
Total Incidents		59
Total Time		33.52
Average Call Time		0.57
Total # Responders		28
Percentage of members Responding		27%

From the table below a comparative of the different years and months can be seen.

Incidents by month since 2018							
	2018	2019	2020	2021	2022	2023	2024
January	1	5	8	13	15	15	17
February	15	21	16	16	12	33	12
March	8	10	19	15	9	17	21
April	9	10	11	12	17	17	9
May	13	13	8	12	39	20	
June	15	12	8	12	17	20	
July	14	9	6	18	16	18	
August	26	21	15	37	25	54	
September	10	18	20	17	21	15	
October	21	13	21	19	22	29	
November	18	13	26	20	29	13	
December	43	20	37	47	10	9	
Totals	193	165	195	238	232	260	59

Chart Below shows what days incidents occur and how many per day

Day	Jan	Feb	Mar	Apr	May	June	July	Aug	Sept	Oct	Nov	Dec	Totals
1	1												1
2	1			2									3
3	1												1
4													
5			2										2
6			1										1
7		1	1										2
8	1												1
9			1										1
10													
11	1	2	1	1									5
12				1									1
13	3			1									4
14		2	1										3
15	1		3										4
16		2											2
17				1									1
18	2												2
19	1	1											2
20	1		1										2
21			1										1
22				1									1
23		1	4										5
24													
25	2	1	1										4
26													
27			1										1
28		1	1										2
29		1		1									2
30			1	1									2
31	2		1										3

Totals	17	12	21	9									59
Days in Month	31	29	31	30	31	30	31	31	30	31	30	31	

Colour Coding	1	2	3	4	5 - 10	11 +
---------------	---	---	---	---	--------	------

The Table below shows broken down in 8-hour increments shows when most of the incidents occur. As can be seen most incidents occur from 8:00 in the morning to 4:00 pm. The second highest is 4:00 pm to midnight.

In reviewing the table 34% of the incidents are daytime Monday to Friday.

Total Incidents	# Incidents	Times	Percentage
59	10	0:00:00 - 08:00:00	17%
	26	08:00:00 - 16:00:00	44%
	23	16:00:00 - 24:00:00	39%
Day	# Incidents	Times	Percentage
Monday to Friday	8	0:00:00 - 08:00:00	14%
Monday to Friday	19	08:00:00 - 16:00:00	32%
Monday to Friday	17	16:00:00 - 24:00:00	29%
Saturday and Sunday	15	All times	25%
Evenings and Weekends	27		74%
Stat Holiday	1	All times	2%
Work Day Incidents	18	08:00:00 - 16:00:00	31%
After Work Incidents less Holidays	40	All Times	68%

Membership:

At the end of April membership remained is 29.

The breakdown is as follows:

- 1 Full-time Career member
- 13 Active Certified members
- 7 Active members working towards certification
- 7 Recruit members working towards certification
- 1 Member on Leave

Training:

The members working towards certification have completed the theory portion of the Exterior program laid out by the BC Office of Fire Commissioner. They will now be proceeding with completing their practical skills.

Once completed they will be starting on the interior certification of the program. This is scheduled to start in September.

7 Members completed 40 hours of First Responder practical training in the month of April. These members will now be sitting and writing the BC Emergency Medical Assistance exams over the next few weeks.

Fire Prevention and Public Education

The fire chief conducted 2 inspections for the month of April. There has also been numerous inquiries about the FireSmart program and asking if we provide assessments for residence. The CVRD has been provided grant money for this and residence are directed to contact the CVRD for assessment.

The department is continuing to promote fire safety at all times.

Health and Safety

Report attached for reference

Fire Department Administration Activities

There are a number of inquiries coming in regarding the new fire hall. Additional time is spend dealing with legislative reports and requests for inspections keep coming in. These are being handled as they come in.

The new website for Cowichan Bay Fire Rescue, and the Cowichan Bay Improvement District are on track and should be completed and live by the end of April.

This is the report for April, and I ask that the board accept report as presented.

Prepared by: Robert Grossman, Fire Chief